

Agile S NI Quick Start Guide

10.1" Industry Tablet PC



Quick start guide - Translation**Agile S NI****10.1" Tablet PC**

Type B7-A2B-...../.....

ATEX / IECEx Zone 2 / 22

Class I Division 2

Document No.: B1-A2B0-7E0001

Status: February 2020

Proviso: Subject to technical changes. Changes, mistakes and printing errors do not substantiate any claim to damages.

Content	Pages
English	1-20

1.	Basic safety information	1
1.1	Information on this Quick Start Guide.....	1
1.1.1	Languages.....	2
1.1.2	Changes in the document.....	2
1.1.3	Registered trademarks	2
1.2	Handling the product	2
1.3	Intended use.....	3
1.3.1	Exclusive purpose	3
1.3.2	Unintended use	3
1.4	Duties of the operator	3
1.5	Safety information.....	3
1.6	Maintenance.....	4
1.6.1	Servicing.....	4
1.6.2	Inspection	4
1.6.3	Repairs	4
1.6.4	Commissioning.....	4
1.7	Labelling, test certificate, and standards	4
1.8	Warranty.....	5
1.9	Co-applicable documents - set of documents.....	6
1.10	Definition of terms.....	6
1.11	Configuration	7
2.	Product description	8
2.1	Agile S NI.....	8
2.2	Purpose of use	8
3.	Technical data	9
3.1	Explosion protection	9
3.2	Applicable standards	10
3.2.1	User environment.....	10
3.2.2	Headset	10
3.3	Battery	11
3.4	Product labelling.....	12
4.	Transport and storage	14
4.1	Transport.....	14
4.2	Storage.....	14
5.	Commissioning	15
5.1	Requirements in potentially explosive atmosphere	15
5.2	Handling accessories	16
6.	Disposal	17
7.	EU Declaration of Conformity	18

1. Basic safety information

1.1 Information on this Quick Start Guide



Read carefully before putting the devices into operation.

The Quick Start Guide is a fixed part of the product. It must be kept in the direct vicinity of the device and the installation, operating and service staff must have access to it at all times.

The Quick Start Guide contains important information, safety instructions and test certificates which are necessary for the perfect function of the device in operation.

The Quick Start Guide is directed at all individuals concerned with the commissioning, handling and servicing of the product. The applicable guidelines and standards for areas with gas and dust atmosphere (EN/IEC 60079-17, EN/IEC 60079-19) must be observed when conducting this work.

Knowledge of the safety and warning information in this Quick Start Guide and the strict compliance with it is essential for safe installation and commissioning. Accidents, injuries and material damage can be avoided by circumspect handling and systematically following the instructions.

The examples, tables, and figures provided in this Quick Start Guide are for illustration purposes. Due to the different requirements of the respective application, the BARTEC company cannot assume responsibility or liability for actual use based on the examples and figures.

The BARTEC company reserves the right to carry out technical changes at any time.

In no event will BARTEC company be responsible or liable for indirect or consequential damages resulting from the use or application of this Quick Start Guide.

Safety and warning information is particularly emphasised in this Quick Start Guide and marked by symbols.

DANGER

DANGER describes a directly imminent danger. If not avoided, death or severe injury will be the consequence.

WARNING

WARNING describes a possibly imminent danger. If not avoided, death or severe injury may be the consequence.

CAUTION

CAUTION describes a possibly imminent danger. If not avoided, mild or slight injury may be the consequence.

ATTENTION

ATTENTION describes a possibly damaging situation. If not avoided, the plant or objects in its vicinity may be damaged.



Important information on effective, economical & environmentally compliant handling.

1.1.1 Languages

The original Quick Start Guide with safety information is written in German. All other available languages are translations of the original Quick Start Guide.

The Quick Start Guide is available in German and English. If further languages are required, these must be requested from BARTEC or stated on placing an order.

1.1.2 Changes in the document

BARTEC reserves the right to change the content of this document without notification. No warranty is assumed for the correctness of the information. In cases of doubt, the German safety instructions apply because it is not possible to rule out errors of translation or printing. In the case of legal disputes, the "General Terms and Conditions of Business" of the BARTEC Group also apply.

The current versions of the datasheets, user manual, certificates and EU declarations of conformity can be downloaded from www.bartec.com or may be requested directly from BARTEC GmbH.

1.1.3 Registered trademarks

Intel®	is a registered trademark of Intel Corporation
Bluetooth®	is a registered trademark of Bluetooth Special Interest Group
WINDOWS	is a registered trademark of MICROSOFT Corporation

1.2 Handling the product

The product described in this Quick Start Guide left the factory in a perfect and tested state in terms of safety. To maintain this state and to achieve a perfect and safe operation of this product, it may only be operated in the manner described by the manufacturer. In addition, the perfect and safe operation of this product requires correct transportation, proper storage and careful operation.

The safe and perfect handling of the tablet PC is a prerequisite for its perfect and correct functioning.

1.3 Intended use

1.3.1 Exclusive purpose

The tablet PC series is a handheld piece of electrical equipment. It serves the purpose of the mobile recording, processing and/or radio transmission of data within potentially explosive atmospheres.

It is used exclusively in combination with devices which comply with the requirements placed on the overvoltage category I.

The admissible operating data of the device used must be considered.

1.3.2 Unintended use

Any other use is unintended and may lead to damage and accidents. The manufacturer shall not be liable for any use extending beyond the exclusive purpose.

1.4 Duties of the operator

The operator undertakes to only permit persons to work with the tablet PC who

- are acquainted with the basic regulations on safety and accident prevention, and who have been inducted in the use of the tablet PC,
- have read and understood the documentation, the safety chapter and the warnings.

The operator checks that the safety and accident prevention regulations applicable to the respective case of use have been observed.

1.5 Safety information

- Do not dry wipe or clean devices in potentially explosive atmospheres!
- Do not open devices in potentially explosive atmospheres.
- Do not replace or charge battery in potentially explosive atmospheres.
- General statutory provisions or guidelines on occupational health and safety, accident prevention provisions and environmental protection laws must be heeded, e.g. Operational Safety Ordinance (BetrSichV) and nationally applicable ordinances.
- Use suitable clothing and shoes with respect to the danger of hazardous electrostatic charges.
- Avoid heat influences outside the specified temperature range.
- Protect device from external influences! Do not expose device to caustic/aggressive liquids, vapours or spray. In the case of malfunction or damaged enclosure, remove the device immediately from the potentially explosive atmosphere and bring it to a safe place.

1.6 Maintenance

The pertinent erection and operating provisions for electrical systems must be observed! (e.g. Directive 2014/34/EU, BetrSichV and nationally applicable ordinances EN/IEC 60079-14 and the series DIN VDE 0100)!

Observe the national waste disposal regulations when disposing of the devices.

1.6.1 Servicing

No constant servicing will be necessary if operated correctly under consideration of the assembly instructions and environmental conditions. See Chapter "Service, inspection, repair" in this respect.

1.6.2 Inspection

According to EN/IEC 60079-17 and EN/IEC 60079-19 the operator of electrical systems in potentially explosive atmospheres is obliged to have these inspected by an electrician to ensure correct condition.

1.6.3 Repairs

Repairs to explosion-protected devices may only be performed by authorised personnel with original spare parts and according to the state of the art. The applicable provisions must be observed in this respect.

1.6.4 Commissioning

It must be checked that all components and documents are available before commissioning.

1.7 Labelling, test certificate, and standards

Labels on explosion protection and the test certificate are attached to the tablet PC. See Chapter 3 "Technical data" with respect to labelling.

The guidelines and standards applicable to the tablet PC for devices and protected systems for intended use in potentially explosive atmospheres are provided in Chapter 3 "Technical data".

1.8 Warranty

WARNING

No changes or retrofits may be made without the written consent of the manufacturer.

If non-specified components are used, the explosion protection will no longer be guaranteed. In the case of externally procured parts, it is not guaranteed that these have been designed and manufactured in accordance with their load and requisite safety.

- ▶ Contact the manufacturer before any changes or retrofits to receive a release.
Only use original spare and wearing parts.



The manufacturer shall exclusively assume the complete warranty only for spare parts ordered from him.

Our "General Terms and Conditions of Sale and Delivery" shall apply in principle. These shall be made available to the operator on signing of contract at the latest. Warranty and liability claims in the case of injury and damage to property shall be excluded if they are attributable to one or several of the following causes:

- Unintended use of the tablet PC.
- Incorrect handling
- Failure to observe the information in the Quick Start Guide and the user manual with respect to transport, storage, commissioning, operation and service.
- Independent structural changes
- Faulty monitoring of parts subject to wear and tear.
- Incorrectly performed repairs.
- Cases of disaster through the impact of foreign bodies and force majeure.

We grant a warranty period of one year starting from the date of delivery from the Bad Mergentheim factory on the tablet PCs (exception: battery 6 months). The warranty period for accessories is one year starting from the date of delivery from the Bad Mergentheim factory. This warranty covers all parts of the delivery and shall be restricted to the free replacement or repair of the defective parts in our Bad Mergentheim factory. For this purpose, any packaging supplied must be kept where possible. In the case of warranty, the goods must be returned to us after written agreement using an RMA form. There shall be no claim to repair at the sight of erection.

The information contained herein refers to the explosion-protected version of the tablet PC series Agile S NI.

This Quick Start Guide contains all important information on the subject of explosion protection. The user manual and further product information on handling and commissioning are similarly available.

1.9 Co-applicable documents - set of documents

- **Quick Start Guide for the Tablet PC Agile S NI**
The safety relevant information, initial use and further data of the tablet PC Agile S NI are described in this Quick Start Guide.
- **User manual for the Tablet PC Agile S NI**
The use, commissioning and settings of the tablet PC Agile S NI are described in this user manual.
- **Data sheet for the Tablet PC Agile S NI**
This technical data sheet contains the most important explosion-relevant technical data as well as general technical data.

1.10 Definition of terms

A few abbreviations are used in the documentation.

- | | | |
|--------------|---|---|
| NI | = | Non Incendive =>
is used as generic term for Zone 2 and Division 2 version |
| Agile | = | stands for the entire product series |

1.11 Configuration



The devices are only supplied with preinstalled operating system.
Customer software or further applications are not contained in the delivery.

This Quick Start Guide refers to the following configurations:

Configuration	Version
Processor	Intel Core i5-7200U Kaby lake 2.5 GHz (turbo to 3.1 GHz)
Display	10.1" with 1920 x 1200 Pixel resolution
Memory	8 GB
Mass storage	256 GB
Operating system	Windows 10 IoT Enterprise CBB – 64 Bit MUI (Multilingual)
WLAN	IEEE 802.11 a/b/g/n/ac
Bluetooth	5.0
WWAN (optional)	4G/LTE module with European frequencies and North American frequencies
GPS	u-Blox Neo-M8 with an accuracy of 2.5 m (prepared for Galileo GPS System)
Scanner Options (optional)	1D/2D Imager
RFID-Reader HF/NFC	13.56 MHz ISO 15693 ISO 14443-A ISO 18092

2. Product description

2.1 Agile S NI

The Agile S NI is a tough tablet PC with 10.1" display, which has been designed for use in the industrial environments and especially developed by BARTEC for use in potentially explosive atmospheres.



2.2 Purpose of use

The tablet PCs Agile S NI are handheld electrical devices. They serve the purpose of entry, processing and (radio) transmission of data within potentially explosive atmospheres.



The tablet PC Agile S NI is used exclusively in combination with devices which comply with the requirements placed on the overvoltage category I.

The **tablet PCs, Type B7-A2B.-..../.....** have been modified for use in the following potentially explosive atmospheres:

- ATEX/IECEX Zone 2 and Zone 22
- Class I, Division 2, Groups A, B, C and D, T4A

3. Technical data

3.1 Explosion protection

ATEX Zone 2 and Zone 22	
Type	B7-A2B3-.../..... B7-A2B4-.../..... Agile S NI
Labelling	 II 3G Ex ic IIC T4 Gc  II 3D Ex ic IIIB T130°C Dc IP64 -20 °C ≤ Ta ≤ +50 °C
Test certificate	EPS 19 ATEX 1 179 X
Standards	See chapter: EU Declaration of Conformity
IECEX Zone 2 and Zone 22	
Type	B7-A2B3-.../..... B7-A2B4-.../..... Agile S NI
Labelling	Ex ic IIC T4 Gc Ex ic IIIB T130°C Dc IP64 -20 °C ≤ Ta ≤ +50 °C
Test certificate	IECEX EPS 19.0079X
Standards	See chapter: EU Declaration of Conformity
Class I Division 2	
Type	B7-A2B2-.../..... B7-A2B4-.../..... Agile S NI
Labelling	Class I, Division 2, Groups A, B, C and D, T4A
Test certificate USA and Canada	CSA file 180267
Standards	ANSI/ISA 12.12.01 and CAN/CSA C22.2 No. 213-M1987

X - labelling (special conditions of use for secure operation within the potentially explosive atmosphere)

The ambient temperature range is $-20\text{ °C} \leq T_a \leq +50\text{ °C}$.*

The device must be protected from impact with high impact energy, from intense UV-irradiation, and strongly charge generating processes.

It is not allowed to use connectors inside the potentially explosive atmosphere.*

It is not allowed to remove, change and/or charge the battery inside the potentially explosive atmosphere.*

It is not allowed to operate the camera's flash (LED) as a continuous light inside the potentially explosive atmosphere.*

The battery must be locked within the potentially explosive atmosphere.*


*See individual chapter on the points.

3.2 Applicable standards

3.2.1 User environment

Operating temperature ATEX/IECEX Zone 2 / 22 EPS 19 ATEX 1 179 X	-20 °C to +50 °C (-4 °F to +122 °F)
Operating temperature Class I Division 2 CSA file 180267	-10 °C to +50 °C (14 °F to +122 °F)
Charging temperature	0 °C to +45 °C (+32 °F to +113 °F)
Storage temperature (without battery)	-30 °C to +60 °C (-22 °F to +140 °F)
Relative humidity	10 % to 90 % (non-condensing)
Class of protection (IEC 60529)	IP 65

3.2.2 Headset

 DANGER

Non-certified accessories endanger explosion protection.
 Danger to life in a potentially explosive atmosphere!

- ▶ Only use the headset connection outside the potentially explosive atmosphere!

3.3 Battery

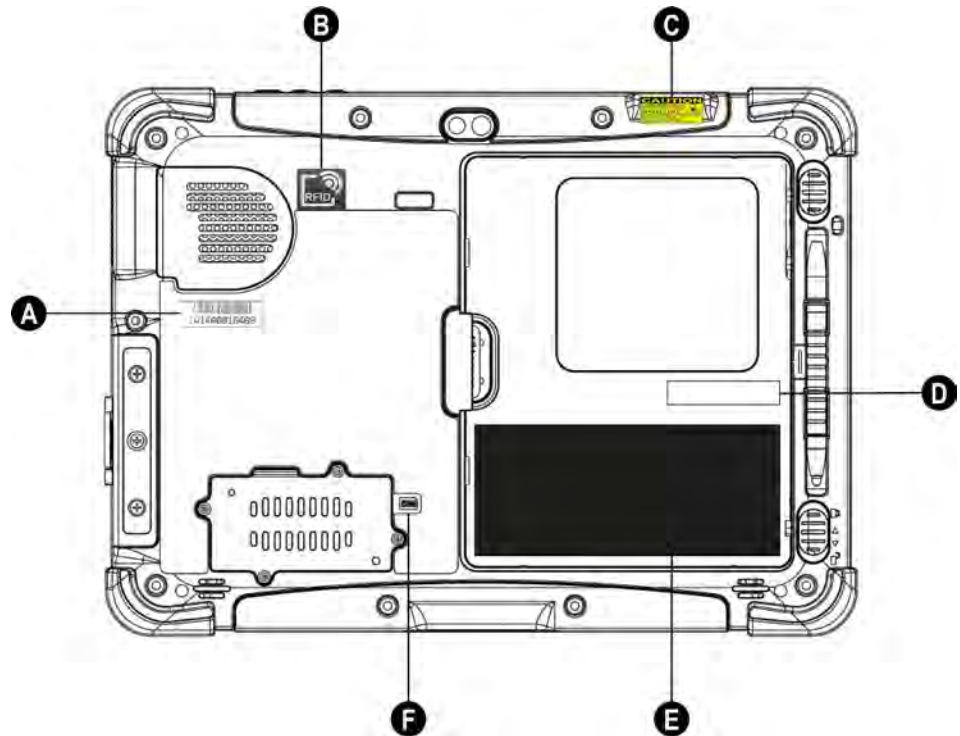


The life of the battery will depend on different use factors and the device settings, e.g.:

- Use and setting of WLAN/Bluetooth
- Background lighting/screensaver
- The settings in power management
- Use and setting of 1D/2D Imager
- Use and setting of 4G/LTE module
- Use and setting of RFID module
- Use and setting of the camera

Battery	Type B7-A2Z0-0055 Lithium polymer battery 7.4 V / 5140 mAh (only replaceable and rechargeable in safe range)
Operating temperature	
▪ During charging	0 °C to +45 °C (+32 °F to 113 °F)
▪ During discharging in potentially explosive atmosphere	-20 °C to +50 °C (-4 °F to 122 °F)
▪ During discharging in safe atmosphere	-20 °C to +60 °C (-4 °F to 140 °F)
Storage temperature	-20 °C to +50 °C (-4 °F to 122 °F)
Relative humidity	10 %-90 % (non condensing)
Lifecycle	≥ 300
Battery performance	Up to 8 hours Battery performance depends on device settings.
Backup battery with Hot Swap functions	7.4 V / 330 mAh Integrated in the device and only replaceable in the factory.

3.4 Product labelling



A Serial number



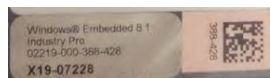
B RFID



C Laser warning
Only for devices with integrated 1D/2D Imager



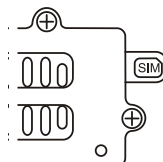
D Microsoft Windows Licence



E Type label



F SIM card slot



Battery, type B7-A2Z0-0055

Front side



BARTEC

AGILE S NI
Type B7-A2B⁺...../.....

EPS 19 ATEX 1 179 X
 Ⓜ II 3G Ex ic IIC T4 Gc
 Ⓜ II 3D Ex ic IIIB T130° Dc IP64
 IECEX EPS 19.0079 X

Class I, Division 2, Groups A, B, C, D, T4A

-10 °C ≤ Ta ≤ +50 °C

WARNING: Read user manual before use
AVERTISSEMENT: Lire le mode d'emploi avant utilisation

⚠ WARNING/
 AVERTISSEMENT

To prevent ignition of hazardous atmosphere, batteries must only be changed or charged in an area known to be non-hazardous.
 Battery lock must be engaged when used in Hazardous Location.
 Replace Battery with Battery B7-A2Z0-0055, manufactured by BARTEC GmbH only.
 Expansion Port / Docking Connector / Side I/O: Not for use in hazardous locations. See installation instructions.

Pour éviter l'flammation dans une atmosphère dangereuse, les batteries ne doivent être chargées ou remplacées que dans une zone connue comme étant non dangereuse.
 Le verrouillage de la batterie doit être activé quand utilisé en zone dangereuse.
 Remplacer la batterie avec batterie B7-A2Z0-0055, fabriquée par BARTEC GmbH seulement.
 Port d'extension / Connecteur d'accueil / Le côté I/O: Ne pas utiliser dans des endroits dangereux. Voir les instructions d'installation.

CE FC 180267

Rear side



Battery - Type B7-A2Z0-0055

MODEL NO: BS101

DC 7.4 V --- 5140 mAh 38.04 Wh

CAUTION

- IMPROPER OPERATION MAY CAUSE DAMAGE TO THE BATTERY OR DANGEROUS ACCIDENTS.
- DO NOT PLACE THE BATTERY NEAR ANY HEAT SOURCE.
- DO NOT TRY TO DISASSEMBLE OR SHORT CIRCUIT THE BATTERY.
- DO NOT USE CHARGERS OTHER THAN THE ONES PROVIDED BY THE ORIGINAL MANUFACTURER.
- THIS BATTERY MUST BE RECYCLED OR DISPOSED OF PROPERLY.
- NEVER SOAK THE BATTERY IN LIQUID SUCH AS WATER, DRINK OR OIL.
- PLEASE USE THE BATTERY UNDER PROPER TEMPERATURE CONDITIONS.
- IF THE BATTERY HAVE NOT BEEN IN USE, PLEASE CHARGE IT 1-3 MONTHS AFTER THE LAST USE TO THE RECOMMENDED STANDARD OF 80% OR ABOVE

2ICP65/54/130-1

BARTEC

97980 Bad Mergentheim
 Germany

MADE IN TAIWAN

Recyclable

WARNING
 RECYCLABLE
 RECYCLED MATERIAL

4. Transport and storage

4.1 Transport



Report any transport damage or incomplete deliveries immediately after receipt in writing to the forwarding company and BARTEC GmbH.

Any damage caused through incorrect storage shall not be covered by the warranty provisions of BARTEC GmbH.

4.2 Storage

ATTENTION

Property damage through incorrect storage!

- ▶ Observe storage temperatures.
- ▶ Keep humidity away from the tablet PC.

Additional information on the batteries

The batteries of BARTEC (type B7-A2Z0-0055) are developed and manufactured in accordance with the highest industrial standards. The operating time or storage period of a battery is restricted, however. The actual life of a battery is influenced by different factors, e.g. hot, cold, rough operating environment and falling from a great height. If a battery is kept longer than six months, the performance may be impaired on a permanent basis. Keep the batteries in a dry, cool place. For longer periods of storage, remove the batteries from the device to prevent self-discharge, rusting of the metallic and the escape of electrolyte.

Batteries kept for a duration of six months or longer should be charged and discharged again at least every three months. If electrolyte has escaped, do not touch the areas affected and dispose of the batteries as prescribed. Replace the battery if the operating time has shortened considerably.

The standard warranty period for all BARTEC batteries is six months, whereby it is irrelevant whether the battery was acquired separately or was contained in the scope of the delivery of the tablet PC.

5. Commissioning

DANGER

Avoid electrostatic charging in potentially explosive atmosphere.

Danger to life in explosive atmosphere!

- ▶ Do not dry wipe or clean the devices.
- ▶ Wear suitable clothing and shoes.
- ▶ Do not use rubber gloves or similar.

DANGER

Unintended use endangers explosion protection.

Danger to life in explosive atmosphere!

- ▶ Do not make any changes to the tablet PC.
- ▶ In the case of function disturbances or damage to the enclosure, the device should be removed immediately from the potentially explosive atmosphere to a safe place. Remove battery to decommission the device!
- ▶ Do not use any battery replicas or batteries from other manufacturers.

Before you assemble the device, make sure that all components and documents exist.

5.1 Requirements in potentially explosive atmosphere

Tablet PC

- The tablet PC may not be opened.
One exception is the cover for the 4G/LTE Module/SIM card for installation.
- Do not use, swap or replace and non-specified components.
- Do not retrofit any components to the internal plugs or slots. One exception if the 4G/LTE module, the SIM card and the slot for the microSD card.
- Protect the tablet PC from impact!
- Do not expose the tablet PC to caustic/aggressive liquids, vapours, mists!
- Avoid the impact of moisture outside the specifications.
- Avoid thermal impact outside the specified temperature range.
- Use the following data interfaces only outside the potentially explosive atmosphere and exclusively with the devices specified by the manufacturer!
 - 1x Micro HDMI
 - 1x USB 3.0 (Type A)
 - 1x USB 3.0 (Type C)
 - 1x Audio combo connection
 - 1x MicroSD card slot
 - 1x Charging port (DC)

Battery

- The battery may not be opened.
- Only charge the battery (type B7-A2Z0-0055) outside the potentially explosive atmosphere.
- Only use the battery for the purpose listed in this Quick Start Guide. Is only suitable for the tablet PC Agile S NI Type B7-A2B.-..../.....
- The battery must be locked within the potentially explosive atmosphere.
- There is a danger of burning if used incorrectly. Do not expose the battery to temperatures of more than +60 °C (+140 °F).
- Defective batteries must be disposed of immediately, whereby the provisions on battery disposal applicable in the respective region must be observed.
- The battery may explode if it catches fire!
- Do not short circuit the battery!

Accessories

- Only install or replace accessories outside the potentially explosive atmosphere.
- User accessories exclusively which have been tested or certified by BARTEC for this purpose.
- The end user can replace the 4G/LTE modules, SIM card, microSD card, stylus, hand strap, leather carry case, shoulder strap and screen protector by himself.

5.2 Handling accessories

DANGER

Non certified accessories endanger explosion protection.
Danger to life exists in potentially explosive atmospheres!

- ▶ Only use original accessories from BARTEC.

Only permitted outside the potentially explosive atmosphere:

- ▶ Insert/charge battery.
- ▶ Insert/replace microSD card.
- ▶ Insert/replace SIM card.
- ▶ Insert/remove 4G/LTE module
- ▶ Attach/remove accessories such as dual stylus, leather carry case, hand strap and shoulder strap.

6. Disposal



Tablet pc and accessories contains metallic and plastic parts and electronic components.

WEEE registration number of the BARTEC GmbH:
DE 95940350



TAAs professional electrical devices, our devices are intended exclusively for commercial use, so-called B2B devices, in accordance with the WEEE Directive. The WEEE Directive provides the framework for the treatment of old electrical equipment throughout Europe. This means that you may not dispose of these devices in usual household waste but must dispose of them separately in an environmentally compatible manner and can also bring them to the collection points of public disposal companies. All products purchased from us can be returned to us by our customers for disposal. We will ensure disposal in accordance with the applicable laws. The sender shall bear the costs of postage and packaging.

7. EU Declaration of Conformity

EU Konformitätserklärung EU Declaration of Conformity Déclaration UE de conformité № B1-A2B0-7C0001		
Wir	We	Nous
BARTEC GmbH Max-Eyth-Straße 16 97980 Bad Mergentheim Germany		
erklären in alleiniger Verantwortung, dass das Produkt Agile S NI	declare under our sole responsibility that the product Agile S NI	attestons sous notre seule responsabilité que le produit Agile S NI
Type B7-A2B*-1***/*****		
auf das sich diese Erklärung bezieht den Anforderungen der fol- genden Richtlinien (RL) entspricht ATEX-Richtlinie 2014/34/EU EMV-Richtlinie 2014/30/EU RED-Richtlinie 2014/53/EU RoHS-Richtlinie 2011/65/EU WEEE-Richtlinie 2012/19/EU	to which this declaration relates is in accordance with the provision of the following directives (D) ATEX-Directive 2014/34/EU EMC-Directive 2014/30/EU RED-Directive 2014/53/EU RoHS-Directive 2011/65/EU WEEE-Directive 2012/19/EU	se référant à cette attestation correspond aux dispositions des direc- tives (D) suivantes Directive ATEX 2014/34/UE Directive CEM 2014/30/UE Directive RED 2014/53/UE Directive RoHS 2011/65/UE Directive WEEE 2012/19/UE
und mit folgenden Normen oder nor- mativen Dokumenten übereinstimmt	and is in conformity with the following standards or other normative documents	et est conforme aux normes ou docu- ments normatifs ci-dessous
EN IEC 60079-0: 2018 EN 60079-11: 2012 IEC 60950-1: 2005, AMD1: 2009, AMD2: 2013 EN 50566: 2017 EN 62209-2: 2010 EN 50663: 2017 Draft EN 301 489-1 V2.2.1 EN 301 489-3 V2.1.1 Draft EN 301 489-17 V3.2.0 EN 301 489-19 V2.1.1 Draft EN 301 489-52 V1.1.0	EN 55032: 2015 EN 61000-3-2: 2014 EN 61000-3-3: 2013 EN 55035: 2017 EN 55024: 2010 EN 300 328 V2.1.1 EN 301 908-1 V11.1.1 EN 301 908-2 V11.1.2 EN 301 908-13 V11.1.2 EN 301 893 V2.1.1 EN 300 330 V2.1.1 EN 303 413 V1.1.1 IEC 60529 Edition 2.2: 2013	
Verfahren der internen Fertigungskontrolle	Procedure of internal control of production	Procédure de contrôle interne de fabrication
EPS 19 ATEX 1 179 X 2004, Bureau Veritas CPS Germany GmbH, Businesspark A96, 86842 Türkheim		
 i.V. Osman Amith Head of BU Enterprise Mobility	 Bad Mergentheim, 10.02.2020	 i.V. Cristian Olareanu Team Leader Certification Center
FB-0172d		Seite / page / page 1 von / of / de 1

EU Konformitätserklärung
 EU Declaration of Conformity
 Déclaration UE de conformité

BARTEC

N° B1-A2Z0-7C0001

Wir	We	Nous
-----	----	------

BARTEC GmbH
 Max-Eyth-Straße 16
 97980 Bad Mergentheim
 Germany

erklären in alleiniger Verantwortung, dass das Produkt Agile S NI Standard Battery	declare under our sole responsibility that the product Agile S NI Standard Battery	attestons sous notre seule responsabilité que le produit Agile S NI Standard Battery
---	---	---

Type B7-A2Z0-0055

auf das sich diese Erklärung bezieht den Anforderungen der folgenden Richtlinien (RL) entspricht ATEX-Richtlinie 2014/34/EU RoHS-Richtlinie 2011/65/EU WEEE-Richtlinie 2012/19/EU	to which this declaration relates is in accordance with the provision of the following directives (D) ATEX-Directive 2014/34/EU RoHS-Directive 2011/65/EU WEEE-Directive 2012/19/EU	se référant à cette attestation correspond aux dispositions des directives (D) suivantes Directive ATEX 2014/34/UE Directive RoHS 2011/65/UE Directive WEEE 2012/19/UE
und mit folgenden Normen oder normativen Dokumenten übereinstimmt	and is in conformity with the following standards or other normative documents	et est conforme aux normes ou documents normatifs ci-dessous

EN IEC 60079-0: 2018
EN 60079-11: 2012
EN 62133: 2013

Verfahren der internen Fertigungskontrolle	Procedure of internal control of production	Procédure de contrôle interne de fabrication
---	--	---

EPS 19 ATEX 1 179 X

2004, Bureau Veritas CPS Germany GmbH, Businesspark A96, 86842 Türkheim



Bad Mergentheim, 10.02.2020

i.V. Osman Amith
 Head of BU Enterprise Mobility

i.V. Cristian Clareanu
 Team Leader Certification Center

BARTEC

BARTEC GmbH
Max-Eyth-Str. 16
97980 Bad Mergentheim
Germany

Phone: +49 7931 597-0
info@bartec.com

bartec.com