


Stopping Plug Type 475 & 477



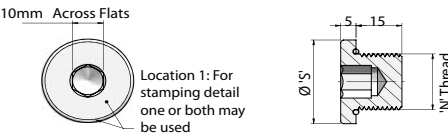
SELECTION TABLE		
Thread Size		Hex. Key across Flats Size 'V'
Metric x 1.5p	NPT *	
M20	¾" or ½"	10.0
M25	1" or ¾"	10.0
M32	1¼" or 1"	10.0
M40	1½" or 1¼"	10.0
M50	2" or 1½"	10.0
M63	2½" or 2"	10.0
M75	3" or 2½"	10.0

All dimensions in millimetres (except * where dimensions are in inches).

Ordering Information
 Format for ordering is as follows:

Stopping Plug Type	Size
475	M32

387 Stopping Plug



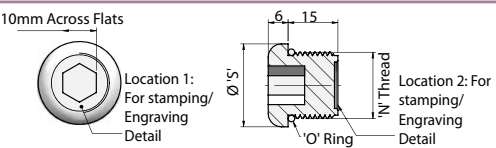
APPLICATION DATA		
N' Thread Size	S' Dia. (mm)	Key Size (Across Flats) (mm)
M16	25.4	10
M20	30	10
M25	35	10
M32	42	10
M40	54	10
M50	63.5	10
M63	76.2	10
M75	89	10

Note: The PL6, PL7, S Series and EZE ATEX / IECEx enclosures can only be fitted with the 387 ATEX approved metal Stopping Plugs.

Ordering Information
 Format for ordering is as follows:

Stopping Plug Type	Size
387	M32

375 Stopping Plug



APPLICATION DATA		
N' Thread Size	S' Dia. (mm)	Key Size (Across Flats)(mm)
M20	25	10
M25	30	10

Note: The PL6, PL7, S Series and EZE ATEX / IECEx enclosures can only be fitted with the 375 ATEX approved plastic Stopping Plugs.

Ordering Information
 Format for ordering is as follows:

Stopping Plug Type	Size
375	M32

Application

- To close unused cable gland entries and maintain the flame proof integrity of the equipment.
- See technical section for installation rules and regulations.

Features

- Manufactured in Brass (standard), Nickel Plated Brass or 316 Stainless Steel.
- 475 is fitted from the outside of the enclosure.
- 477 is fitted from the inside of the enclosure.

Technical Data

- Flameproof Exd & Increased Safety Exe II 2GD IP66.
- Certificate No's: Sira 06ATEX1240U.
- Construction and Test Standards: IEC/EN 60079-0, IEC/EN 60079-1 and IEC/EN 60079-7.
- Ingress Protection: IP66 with suitable thread sealant in threaded entries only
- Operating Temperature Range: -60°C to +80°C.
- Assembly Instruction Sheet: AI 379.
- Alternative certification options available:

 GOST R-Exe IIU

Application

- To close unused cable gland entries and maintain the flameproof integrity of the equipment.
- See technical section for installation rules and regulations.

Features

- Manufactured in Brass (standard), Nickel Plated Brass or 316 Stainless Steel.

Technical Data

- Flameproof Exd & Increased Safety Exe II 2GD IP66.
- Certificate No's: Sira 06ATEX1240U.
- Construction and Test Standards: IEC/EN 60079-0, IEC/EN 60079-1 and IEC/EN 60079-7.
- Ingress Protection: To meet with IP66 and IP67, the stopping plugs must be fitted perpendicular to the equipment face in a suitably sized threaded or plain hole and the equipment face must be smooth. Plain holes must be no larger than 0.7mm above the major diameter of the stopping plug thread and the plug must be held in place with a lock nut. A serrated washer may also be fitted.
- Deluge Protection to DTS01.
- Operating Temperature Range: -60°C to +80°C.
- Assembly Instruction Sheet: AI 378.

Application

- See technical section for installation rules and regulations.

Features

- To close unused cable gland entries and maintain the integrity of the equipment.
- Manufactured in Black Nylon (standard)

Technical Data

- Increased Safety II 2 GD Exe II ExtD.
- 375 Certificate No's: Baseefa06ATEX0236U and IECEx BAS 06.0056U.
- Suitable for use in Zone 1, Zone 2, Zone 21 and Zone 22.
- Construction and Test Standards: IEC/EN 60079-0, IEC/EN 60079-7, IEC/EN 61241-0 and IEC/EN 61241-1.
- Ingress Protection: IP66 and IP67 to IEC/EN 60529.
- Ingress Protection for PL6 Series Enclosures: IP66 and IP67 to IEC/EN 60529.
- Ingress Protection for PL7 Series, S Series and EZE Enclosures: IP66 and IP67 to IEC/EN 60529.
- Deluge Protection to DTS01.
- Operating Temperature Range: -60°C to +75°C.
- Suitable for T6 and T5 applications.
- Assembly Instruction Sheet: AI 360.